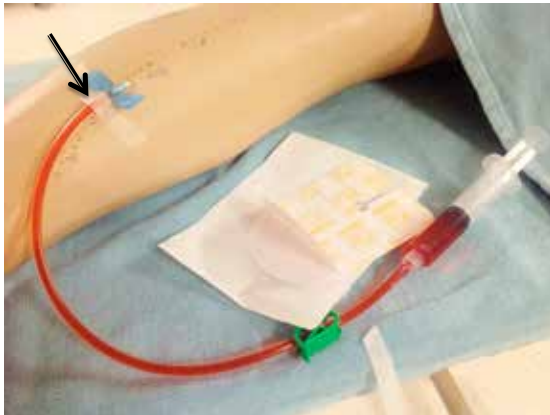


Taping Method for Hemodialysis Needle

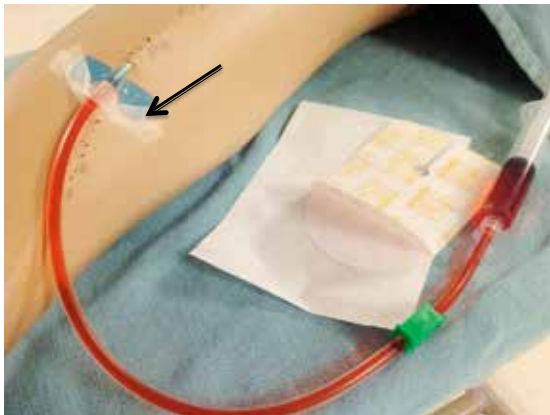


Transparent Dressing

- Transparent dressing is compatible with sensitive skin and adheres well, even when exposed to moisture
- Skin barriers can be used to help prevent irritation
- Apply skin barrier before application of dressing



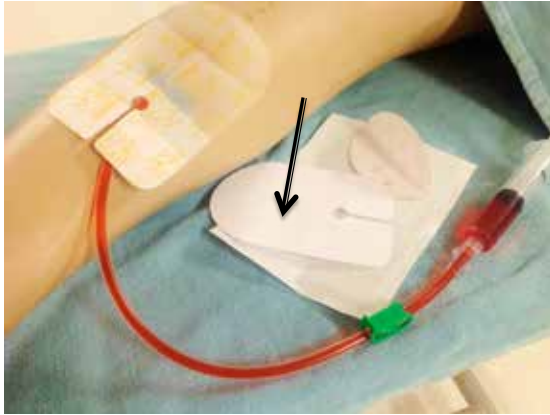
Apply tape strip to secure needle



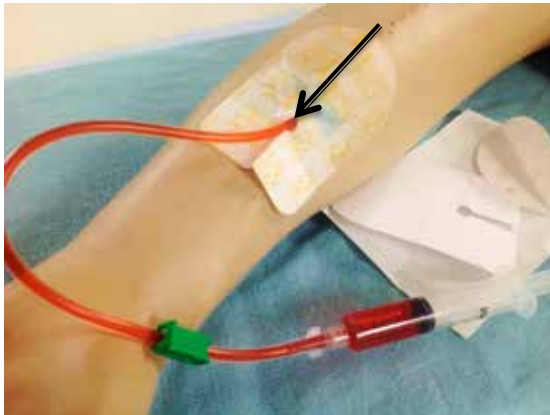
Apply second tape strip under needle and over wings of needle

Rose Faratro, RN, BHScN, CNeph(C)
University Health Network, Toronto, Ontario,
Canada

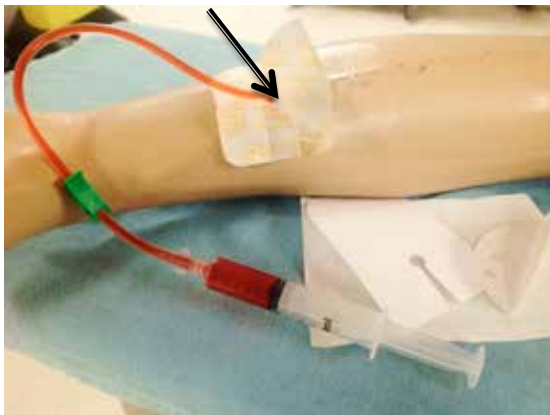
Taping Method for Hemodialysis Needle (cont'd)



Remove the back lining from the transparent dressing. Apply dressing over needle



Smooth transparent dressing over the needle and surrounding area. Allow tubing to come through the deep notch of dressing



Remove top lining of transparent dressing

Taping Method for Hemodialysis Needle (cont'd)



Stabilization fold



Gently peel off the back lining of the stabilization fold



Apply the stabilization fold portion of the dressing and smooth over skin

Taping Method for Hemodialysis Needle (cont'd)



Secure and smooth down second stabilization fold



Pinch transparent dressing at the deep notch



Check stabilization of needle